

Name Change Checklist

A Guide for Residents of Ontario


Checklist for Name Change in Ontario

There can be many reasons why a person may decide to change their name. To assist in making this process a little easier, we have come up with a checklist of items to consider (as applicable) to make this process easier to manage.



Provincial IDs

- Driver's License
- Photo ID Card for non-drivers
- Health Card
- Marriage Certificate



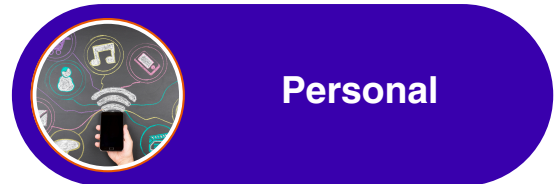
Federal IDs

- Passport
- Permanent Resident Card
- Citizenship Certificate
- Certificate of Indigenous Status
- Social Insurance Card



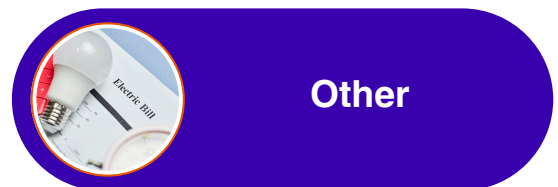
Financial

- Loans
- Credit cards and store cards
- Canada Revenue Agency (GST, Child Tax Credit, Taxes, etc.)
- Property taxes/title (for home owners)
- Investments (stocks, trading and investment accounts)
- Retirement (retirement plans, pension accounts)
- Insurance (home, car, life)



Personal

- Utilities (gas, power, water, etc.)
- Loyalty programs (Scene card, Aeroplan, etc.)
- Communications (phone, internet, TV, etc.)
- Professional memberships (CPA, nursing, teachers, lawyers, etc.)
- Educational degrees
- Sports clubs
- Employer (email, business cards, directory listing, insurance, pension)
- Children's school
- Lawyer (will, power of attorney, etc.)
- Social networks (Facebook, LinkedIn, Instagram, etc.)
- Online (Amazon, PayPal, etc.)
- Voicemail
- Elections Canada (Electoral Roll)



Other

- Birth Certificate (updated automatically when Application to Change Name has been completed)
- Landlord (for renters)
- Vehicle registration
- Road side assistance (CAA)

For more information, contact Kerry's Place Autism Services:

+1-833-77-KERRY/1-833-775-3779

intake@kerrysplace.org

kerrysplace.org



Access our
Resource Portal

kerrysplace.org/brave-space-at-kerrys-place